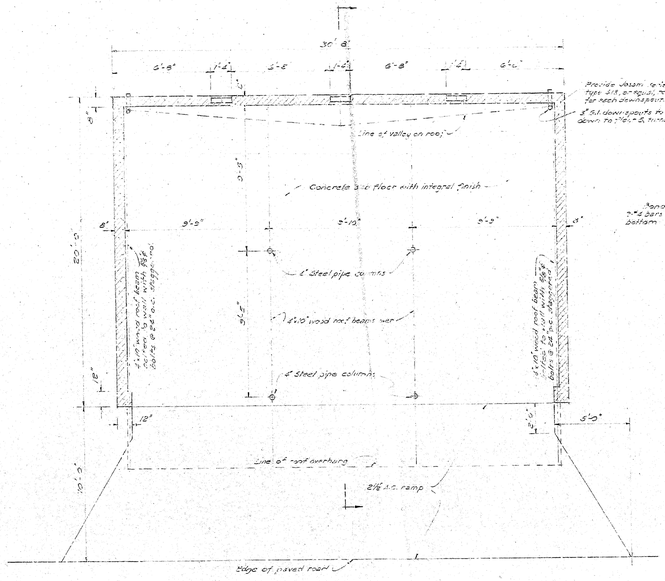

PLAN
Scale: 1/4" = 1'-0"

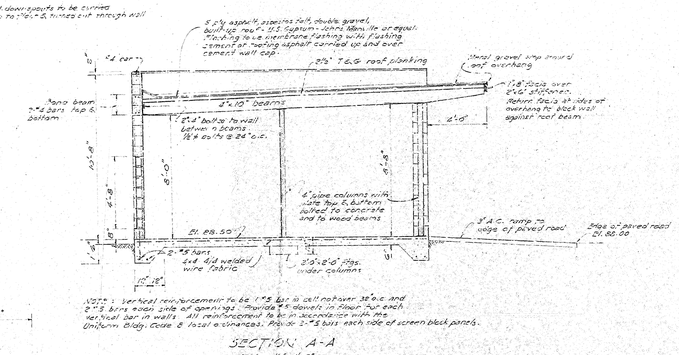

NOTE: Vertical reinforcement to be 1-#5 bar in cell not over 32" o.c. and 2-#5 bars each side of openings. Provide #5 dowels in floor for each vertical bar in walls. All reinforcement to be in accordance with the Uniform Bldg. Code & local ordinances. Provide 2-#5 bars each side of screen block panels.

SECTION A-A
Scale: 1/4" = 1'-0"

NOTE: Concrete blocks to be built against wall, horizontally 8"x16" in one wall to 32 grooves to give 8"x8" module appearance.

NOTE: All wood beams & planking etc. to be kiln dried select structural grade Douglas Fir.

Concrete Screen Blocks to be 4"x8"x16" "HOLA" view lightweight concrete as manufactured by Ottelley-Cooley Co., with 1/2" groove cut in 3" center part for 8"x8" module.

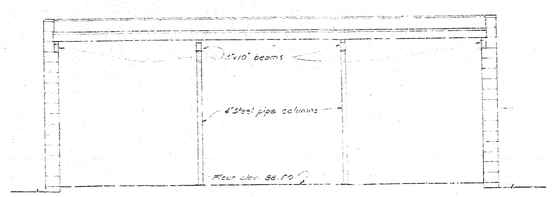

SOUTH ELEVATION
Scale: 1/4" = 1'-0"

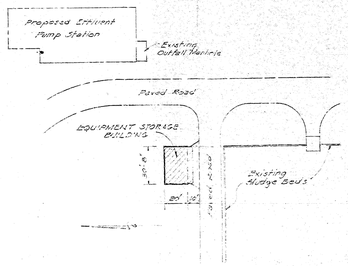

LOCATION PLAN
Scale: 1" = 20'

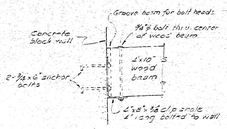

DETAIL - BEAM ANCHOR AT WALL
Scale: 1" = 1'-0"

PAINTING SCHEDULE
Exterior of wall - Pittsburgh Kaustru Paint - #129 Jade Green.
Fascia and soffit - #143 Yale Green.
Exposed metal - Glyptex - #834 Light Green.
Columns & beams - Glyptex.

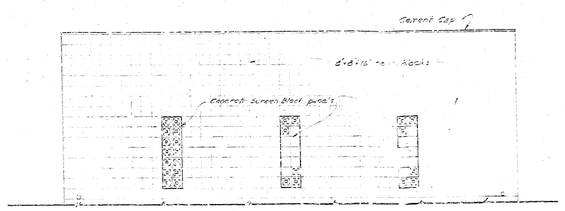

NORTH ELEVATION
Scale: 1/4" = 1'-0"

DETAIL - CEMENT CAP
Scale: 1" = 1'-0"

CHANGE ORDER NO. 8
EQUIPMENT STORAGE BUILDING
SEWAGE TREATMENT PLANT
SAN BERNARDINO, CALIFORNIA

CARRIE ENGINEERING COMPANY